

Yellow Fever Seroconversion Panel

REF Catalogue No: SCP-YF-007

The BIOMEX GmbH Yellow Fever Seroconversion Panel consists of 20 members with each member containing 1mL of human citrate plasma. This panel illustrates the onset and decline of Yellow Fever antibodies from one individual over a period of 67 days.

1. Intended Use

This Seroconversion Panel (SCP) is intended for standard testing by diagnostic manufacturers and researchers during assay development, evaluation, troubleshooting and post-marked surveillance of antibody test systems and methods. Moreover, it serves as validation tool for diagnostic sensitivity, determination of analytical sensitivity, identification of cut-off values or to study the humoral immune response to this infection.

2. Storage and Stability

Store the SCP at -20°C to -80°C. Thaw samples at room temperature and mix gently by inversion before usage. Avoid foaming, contamination and repeated freeze and thaw cycles. After usage, return immediately to storage conditions.

3. Warnings and Precautions

Potentially infectious material. This product is may be capable of transmitting infectious diseases. Do not pipette by mouth.

Prevention:

P264: Wash hands thoroughly after handling.

P270: Do not eat, drink or smoke when using this product

P273: Avoid the release to the environment

Disposal:

P501: Dispose of waste in accordance to applicable local or national regulations. Waste must be disposed in a secured manner.

4. Donor Information

All panel members have been tested and found negative/non-reactive for anti-HIV 1/2, HIV NAT, anti-HCV, HCV NAT and HBsAg with CE marked tests.

Donor profile:

- Sex: Male
- Age: 22
- Residence: Germany
- The donor was vaccinated 24.02.2022 with yellow fever vaccine WHO registration number: 2020/1057831-0 (unit reference: HQ/UHL/IVB/IAI)
- The donor was tested for Dengue, TBE, Yellow Fever, JEV and WNV IgG and IgM antibodies before vaccination






5. Detection Methods

Each panel member is tested for Yellow Fever IgG and IgM antibodies with a lab-developed IIFT from Bernhard-Nocht Institute (BNI) for tropical medicine. The members were also tested with an inhouse ELISA for Anti-Yellow Fever IgG and with the CDC 72 hrs MAC-ELISA for Anti-Yellow Fever IgM at the Pasteur Institut in Dakar / Senegal as regional reference center for YF diagnostic on a contractual basis with the WHO.

6. Limitations and Restrictions

This panel is for Research Use Only and not intended for human or animal diagnostics, or for therapeutic purposes. Each laboratory has the responsibility to ascertain the suitability of the SCP for its particular application and to establish their own guidelines for interpretation of results. Data is provided for informational purposes only. The Biomex GmbH does not claim that others can duplicate these test results exactly.

Declaration of used symbols

				
Catalog Number	Lot Number	Consult Instructions for Use	Manufactured by	Temperature Limitation

YF Seroconversion Panel, Catalogue No: SCP-YF-007

Panel Member	Days since vaccination	Collection Date	Yellow fever IgM	Yellow fever IgG	Yellow fever IgM (OD)	Yellow fever IgM Interpretation	Yellow fever IgG (OD)	Yellow fever IgG Interpretation
			BNI	BNI	Pasteur Institut	Pasteur Institut	Pasteur Institut	Pasteur Institut
1	0	24.02.2022	negative	negative	0,145	greyzone	0,175	negative
2	5	01.03.2022	negative	negative	0,141	greyzone	0,179	negative
3	8	04.03.2022	negative	negative	0,146	greyzone	0,150	negative
4	11	07.03.2022	negative	negative	0,401	positive	0,209	positive
5	15	11.03.2022	1:80	1:40	0,970	positive	0,304	positive
6	19	15.03.2022	1:40	1:80	1,071	positive	0,321	positive
7	22	18.03.2022	1:40	1:320	1,008	positive	0,301	positive
8	25	21.03.2022	1:40	1:320	0,934	positive	0,302	positive
9	28	24.03.2022	1:20	1:320	0,986	positive	0,322	positive
10	32	28.03.2022	1:20	1:320	0,996	positive	0,320	positive
11	35	31.03.2022	1:40	1:640	1,007	positive	0,330	positive
12	39	04.04.2022	1:20	1:320	0,867	positive	0,367	positive
13	43	08.04.2022	1:20	1:640	0,834	positive	0,360	positive
14	46	11.04.2022	1:40	1:640	0,757	positive	0,379	positive
15	49	14.04.2022	negative	1:640	0,776	positive	0,363	positive
16	54	19.04.2022	negative	1:640	0,751	positive	0,370	positive
17	57	22.04.2022	1:20	1:320	0,927	positive	0,491	positive
18	61	26.04.2022	negative	1:640	0,794	positive	0,512	positive
19	64	29.04.2022	1:20	1:640	0,925	positive	0,505	positive
20	67	02.05.2022	negative	1:640	0,801	positive	0,540	positive

Additional testing of the donor (prior to the vaccination)

Anti-Dengue IgM	negative
Anti-Dengue IgG	negative
Anti-TBE IgM	negative
Anti-TBE IgG	negative
Anti-Yellow Fever IgM	negative
Anti-Yellow Fever IgG	negative
Anti-JEV IgM	negative
Anti-JEV IgG	negative
Anti-WNV IgM	negative
Anti-WNV IgG	negative