

Yellow Fever Seroconversion Panel

REF Catalogue No: SCP-YF-002

The BIOMEX GmbH Yellow Fever Seroconversion Panel consists of 20 members with each member containing 1mL of human citrate plasma. This panel illustrates the onset and decline of Yellow Fever antibodies from one individual over a period of 77 days.

1. Intended Use

This Seroconversion Panel (SCP) is intended for standard testing by diagnostic manufacturers and researchers during assay development, evaluation, troubleshooting and post-marked surveillance of antibody test systems and methods. Moreover, it serves as validation tool for diagnostic sensitivity, determination of analytical sensitivity, identification of cut-off values or to study the humoral immune response to this infection.

2. Storage and Stability

Store the SCP at -20°C to -80°C. Thaw samples at room temperature and mix gently by inversion before usage. Avoid foaming, contamination and repeated freeze and thaw cycles. After usage, return immediately to storage conditions.

3. Warnings and Precautions

Potentially infectious material. This product is may be capable of transmitting infectious diseases. Do not pipette by mouth.

Prevention:

P264: Wash hands thoroughly after handling.

P270: Do not eat, drink or smoke when using this product

P273: Avoid the release to the environment

Disposal:

P501: Dispose of waste in accordance to applicable local or national regulations. Waste must be disposed in a secured manner.

4. Donor Information

All panel members have been tested and found negative/non-reactive for anti-HIV 1/2, HIV NAT, anti-HCV, HCV NAT and HBsAg with CE marked tests.

Donor profile:

- Sex: Female
- Age: 46
- Residence: Germany
- The donor was vaccinated 06.12.2021 with yellow fever vaccine WHO registration number: 2020/1057831-0 (unit reference: HQ/UHL/IVB/IAI)
- The donor was tested for Dengue, TBE, Yellow Fever, JEV and WNV IgG and IgM antibodies before vaccination






5. Detection Methods

Each panel member is tested for Yellow Fever IgG and IgM antibodies with a lab-developed IIFT from Bernhard-Nocht Institute (BNI) for tropical medicine. The members were also tested with an inhouse ELISA for Anti-Yellow Fever IgG and with the CDC 72 hrs MAC-ELISA for Anti-Yellow Fever IgM at the Pasteur Institut in Dakar / Senegal as regional reference center for YF diagnostic on a contractual basis with the WHO.

6. Limitations and Restrictions

This panel is for Research Use Only and not intended for human or animal diagnostics, or for therapeutic purposes. Each laboratory has the responsibility to ascertain the suitability of the SCP for its particular application and to establish their own guidelines for interpretation of results. Data is provided for informational purposes only. The Biomex GmbH does not claim that others can duplicate these test results exactly.

Declaration of used symbols

				
Catalog Number	Lot Number	Consult Instructions for Use	Manufactured by	Temperature Limitation

YF Seroconversion Panel, Catalogue No: SCP-YF-002

Panel Member	Days since vaccination	Collection Date	Yellow fever IgM	Yellow fever IgG	Yellow fever IgM (OD)	Yellow fever IgM Interpretation	Yellow fever IgG (OD)	Yellow fever IgG Interpretation
			BNI	BNI	Pasteur Institut	Pasteur Institut	Pasteur Institut	Pasteur Institut
1	0	06.12.2021	negative	negative	0,134	negative	0,143	negative
2	4	10.12.2021	negative	negative	0,119	negative	0,156	negative
3	8	14.12.2021	negative	negative	0,080	negative	0,167	negative
4	11	17.12.2021	1:40	1:40	0,472	positive	0,200	positive
5	14	20.12.2021	1:80	1:80	0,949	positive	0,241	positive
6	17	23.12.2021	1:80	1:320	1,025	positive	0,201	positive
7	21	27.12.2021	1:80	1:640	0,836	positive	0,303	positive
8	24	30.12.2021	1:80	1:160	0,776	positive	0,330	positive
9	28	03.01.2022	1:20	1:640	0,593	positive	0,485	positive
10	32	07.01.2022	negative	1:640	0,543	positive	0,426	positive
11	35	10.01.2022	1:40	1:160	0,463	positive	0,442	positive
12	38	13.01.2022	negative	1:640	0,405	positive	0,423	positive
13	42	17.01.2022	negative	1:640	0,374	positive	0,436	positive
14	51	26.01.2022	negative	1:640	0,353	positive	0,452	positive
15	57	01.02.2022	negative	1:80	0,257	positive	0,443	positive
16	60	04.02.2022	negative	1:80	0,238	positive	0,476	positive
17	64	08.02.2022	negative	1:320	0,225	positive	0,462	positive
18	67	11.02.2022	negative	1:320	0,214	positive	0,473	positive
19	72	16.02.2022	negative	1:160	0,224	positive	0,496	positive
20	77	21.02.2022	negative	1:160	0,177	positive	0,512	positive

Additional testing of the donor (prior to the vaccination)

Anti-Dengue IgM	negative
Anti-Dengue IgG	negative
Anti-TBE IgM	negative
Anti-TBE IgG	negative
Anti-Yellow Fever IgM	negative
Anti-Yellow Fever IgG	negative
Anti-JEV IgM	negative
Anti-JEV IgG	negative
Anti-WNV IgM	negative
Anti-WNV IgG	negative